

# Lesson on EU capitals

7-9

## Learning objectives

- Learn the name of the 27 EU capitals

## Materials needed

- A map of the European Union
- A video with EU capitals
- A set of flashcard to test students' knowledge and retain information

## Structure/activities

- First, students must learn the names of the EU capitals. You can proceed using different resources:
  - a map of the European Union: **EU Map (europa.eu)**
  - a video with the EU capitals:

[https://www.canva.com/design/DAFWtOT1TZQ/eJuNSFgZ6ISB7TJqn4glAg/watch?utm\\_content=DAFWtOT1TZQ&utm\\_campaign=designshare&utm\\_medium=link&utm\\_source=publishsharelink](https://www.canva.com/design/DAFWtOT1TZQ/eJuNSFgZ6ISB7TJqn4glAg/watch?utm_content=DAFWtOT1TZQ&utm_campaign=designshare&utm_medium=link&utm_source=publishsharelink)



Co-funded by  
the European Union



EU@school


## Background information

- Country profiles ([europa.eu](http://europa.eu))

## Assessment

- You can assess your students using these flashcards: print below or use this [template](#). On a one side, there is the flag of the country, on the other side the capital of the country. The flashcards can also be used as a memory game.
- Another game can be asking your students to attach the name of the capital (you can print them from the flashcards link or the cards below) on the related country on the physical map (you can download it or order free of charge following this [link](#)).





VIENNA



BRUSSELS

NICOSIA

TALLINN

HELSINKI

PARIS



BERLIN

ATHENS

DUBLIN

ROME

RIGA

VILNIUS



LUXEMBOURG


LA  
VALLETTA

AMSTERDAM

LISBON

BRATISLAVA

LJUBLJANA



MADRID


SOFIA

ZAGREB

PRAGUE

BUDAPEST

WARSAW



BUCHAREST

STOCKHOLM

COPENHAGEN