

Lesson on the History of the European Union - 1900-1945

13+

Learning objectives

Throughout this lesson:

- Students will be able to learn history of EU between the dates of 1900-1945.
- Students will manage to discuss the progress of EU between those specific dates.

Materials needed

- Printed photos (material 1)
- Papers
- Pencils
- Date cards (material 2)

Structure/activities

- At the beginning, you can inform your students to listen the course well because at the end you will provide them some matching exercise.
- While telling each timeline, you can use photos attached as a material 1.
- You can start by explaining your students key achievements related to **Einstein (1905)** - it usually attracts their attention :) - key words you should emphasize is the **science of light, matter, time, and space**.
- Then you can continue with **international women day (1911) - the celebration of first international women day**.
- Now it is time to teach **WWI (1914-1918)**. Useful educational video should be presented to students (link attached in a background info section as WW1 - video).
- **Spanish Flu (1918)** - while teaching this part you can make connections with COVID-19 so that students will remember this information better.
- **First antibiotic is discovered (1928)** - easy to remember this info after the spanish flu :)
- Now it is time to teach **WWII (1939-1945)** - Useful education video should be presented to students (link attached in a background info section as WW2 - video)
- At the end, you can distribute students printed photos (material 1) and date cards (material 2) and ask them to match dates with corresponding photos.



Co-funded by
the European Union



EU@school

Lesson on the History of the European Union - 1900-1945

13+

Background information

https://european-union.europa.eu/principles-countries-history/history-eu_en

WW1 Video - <https://www.youtube.com/watch?v=SLj5r2nZHB8>

WW2 Video - <https://www.youtube.com/watch?v=HUqy-OQvVtI>

Assessment

Genially Quiz - <https://view.genial.ly/64b8f3c9019c6e0011bc1b84/interactive-content-history-of-the-eu-1900-1945>

Escape Room "Time for peace!"



Co-funded by
the European Union





EU@school

Lesson on History of EU - 1900-1945 (Material 1)



13+



Co-funded by
the European Union



EU@school

Lesson on History of EU - 1900- 1945 (Material 2)



13+

1905

1928

1911

1939-45

1914-18

1918



Co-funded by
the European Union



EU@school

Lesson on the History of the European Union - 1946-1959

13+

Learning objectives

Throughout this lesson:

- Students will be able to learn history of EU between the dates of-1946-1959.
- Students will manage to discuss the progress of EU between those specific dates.

Materials needed

- Printed timeline (material 1)
- Papers
- Pencils
- Flashcards (material 2)

Structure/activities

- At the beginning, you can distribute the printed timeline and flashcard to the students.
- In terms of introduction, you can start the class by a quick summary about the previous periods (1900-1945). This will enable you to connect the flow of periods in a fluent manner.
- Following this, you will inform students that they need to match timeline and flashcards while you are teaching them the period. For this reason, you will ask students to read timeline and flashcards before you start speaking about the material.
- You will introduce the new period (i.e., 1946-1959) and students will start matching timeline with the flashcards. Doing this will enable enhanced encoding of the information because students will actively practice the information while listening and learning.
- To make it simple, the content will involve 6 main events: **Zurich Plan, Marshall Plan, NATO, Council of Europe, Treaty of Paris, Treaties of Rome/European Parliament.**



Co-funded by
the European Union



EU@school

Lesson on the History of the European Union - 1946-1959.

13+

Background information

Module 1 of the e-learning platform of EU@school

History of the European Union (https://european-union.europa.eu/principles-countries-history/history-eu_en)

Assessment

Genially Quiz: <https://view.genial.ly/64b90cae70f74400190d9f68/interactive-content-history-of-the-eu-1946-1959>



Co-funded by
the European Union




EU@school

Lesson on History of EU - 1946-1959 (Material 1)



13+



1946– Zurich Speech




1947 – Marshall Plan



1949 – NATO




1949– Council of Europe



1951 – Treaty of Paris



1957/58 – Treaties of Rome/European Parliament



Co-funded by
the European Union



EU@school

Lesson on History of EU - 1946-1959 (Material 2)

13+

Aim: recover economic situation caused by World War II. Also, called the European Recovery Program, It involves the financial aid offered by the United States to Western Europe.

Aim: to act as a protection organization against the Soviet Union.

Aim: help to sign “European Coal and Steel Community” to promote the free movement of coal and steel products in Western Europe.

Aim: involves the Treaty forming the EU Economic Community and the Treaty forming the European Atomic Energy Community, led to the development of EU governmental body

Aim: Call for the creation of United Europe, asking reconciliation of Germany and France.

Aim: Created by 10 Western countries to promote democracy and human rights.



Co-funded by
the European Union



EU@school

Lesson on the History of the European Union - 1960-2007

13+

Learning objectives

Throughout this lesson:

- Students will be able to learn history of EU between the dates of-1960-2007.
- Students will manage to discuss the progress of EU between those specific dates.

Materials needed

- Printed timeline (material 1)
- Papers
- Pencils
- Flashcards (material 2)

Structure/activities

- At the beginning, you can distribute the printed timeline and flashcard to the students.
- In terms of introduction, you can start the class by a quick summary about the previous period (i.e., 1946-1959). This will enable you to connect the flow of periods in a fluent manner.
- Following this, you will inform students that they need to match timeline and flashcards while you are teaching them the period. For this reason, you will ask students to read timeline and flashcards before you start speaking about the material.
- Then, you will introduce the new period (i.e., 1960-2007) and students will start matching timeline with the flashcards. Doing this will enable enhanced encoding of the information because students will actively practice the information while listening and learning.
- To make it simple, the content will involve 6 main events: **European Free Trade Association, Direct Elections, Erasmus Programme, Border Free Travel, Euro and Coins, Lisbon Treaty.**



Co-funded by
the European Union



EU@school

Lesson on the History of the European Union - 1960-2007.

13+

Background information

Module 1 of the e-learning platform of EU@school

History of the European Union (https://european-union.europa.eu/principles-countries-history/history-eu_en)

Assessment

Genially Quiz: <https://view.genial.ly/64b91e1cee2384001ae8abdc/interactive-content-history-of-the-eu-1960-2007>

Connection with EU Journalists Game in R2



Co-funded by
the European Union




EU@school

Lesson on History of EU - 1960-2007 (Material 1)



13+



1960– European Free Trade Association



1979 – Direct Elections




1987 – Erasmus Programme




1995– Border Free Travel



2002 – Euro and Coins



2007– Lisbon Treaty



Co-funded by
the European Union



EU@school

Lesson on History of EU - 1960-2007 (Material 2)

13+

Aim: promote free trade and economic integration with the countries which are outside of the European Union Community

Aim: Provide European citizens the right to elect the members of the European Parliament

Aim: provide funds to students wishing to study in another European country

Aim: known as Schengen agreement allowing traveling without passport requirements.

Aim: to have a common money currency among European countries

Aim: Improve previous treaties, encourage democracy and efficient functioning of the EU



Co-funded by
the European Union



EU@school

Lesson on the History of the European Union - 2008-Today

13+

Learning objectives

Throughout this lesson:

- Students will be able to learn history of EU from 2008 till today.
- Students will manage to discuss the progress of EU between those specific dates.

Materials needed

- Speech bubble (material 1,2,3)

Structure/activities

- This is the last period you will be teaching about.
- It will be really nice to have a quick summary of previous periods.
- Since students will already have a lot of information as a result of accumulation of previous years, we need to keep this period as short and as enjoyable as possible.
- You will introduce the new period (i.e., 2008-today) and mention about only 3 main events, **Nobel Peace Prize, Brexit, COVID-19**.
- While mentioning about Nobel Peace Prize, it is essential to mention about the date (2012) and place (Norway, Oslo).
- While mentioning the Brexit, it is essential to mention about key country (United Kingdom) and date (2020)
- While mentioning about COVID-19, it is essential to mention about starting date of it (2020). It will be really good if you can integrate guidelines about how to stay safe and how to recognise symptoms of COVID-19 :)
- The assessment of this period is with the materials below (i.e, speech bubbles).
- Once you finish teaching, you can display students speech bubbles one by one and ask them to name bubbles (3 choices: Nobel Peace Prize, Brexit, COVID-19).
- You can do this assessment activity either in a group of 3-5 or individually.



Co-funded by
the European Union



EU@school

Lesson on the History of the European Union - 2008-Today.

13+

Background information

Module 1 of the e-learning platform of EU@school

History of the European Union (https://european-union.europa.eu/principles-countries-history/history-eu_en)

Assessment

Attached materials (1,2,3).

Genially Quiz: <https://view.genial.ly/64be4f8c333d9700195d8e7d/interactive-content-history-of-the-eu-2008-today>



Co-funded by
the European Union



EU@school

Lesson on History of EU - 2008- today (Material 1)



13+

**Congratulations! As EU,
we got the Nobel Prize.
Guess in which country?**



Co-funded by
the European Union



EU@school

Lesson on History of EU - 2008- today (Material 2)



13+

**Hi! I am living in a country and my
country decided to leave the EU -
guess which country I am living in and
when my country left the EU?**



Co-funded by
the European Union



EU@school

Lesson on History of EU - 2008- today (Material 3)



13+

I am sorry but we need to keep a distance. Did you see news? They are mentioning about infectious disease. Guess the name of this disease?



Co-funded by
the European Union



EU@school