

Lesson on Internal market

13+

Learning objectives

- Learn the fundamentals of the Internal Market.
- Try to put the obtained knowledge in practice and link it with their (student) everyday lives and experiences.
- Students will work in groups to strengthen their presentation, teamwork, and communication skills.

Materials needed

- https://multimedia.europarl.europa.eu/en/video/th-e-european-single-market_B03-ESN-171128
- https://en.wikipedia.org/wiki/European_single_market (for teachers in many languages)
- Provided infographics
- "I and the EU Internal Market" worksheet

Structure/activities

- **Show the video** that has been provided as a learning resource. The video **features subtitles in various languages**, it will help the process to understand the concept.
- After the video, once again **go through the major aspects of Internal Market** by displaying the provided infographics in English. Translate the key points.
- After that, **split class into groups** of 3 to 4 persons (depends on class).
- Each group is asked **to recall all of the instances when they believe the EU Internal Market has benefited them** (for example, being able to travel easily to different EU country, buying things online). If they had no experience, they may have heard something from their parents, friends, or others.
- Teachers are available to **answer students' questions**.
- **Each group discusses its ideas with the class**, which then engages in discussion.



Co-funded by
the European Union



EU@school

Background information

- Module 3 - Policies of European Union (provided in EU@School E-learning course).

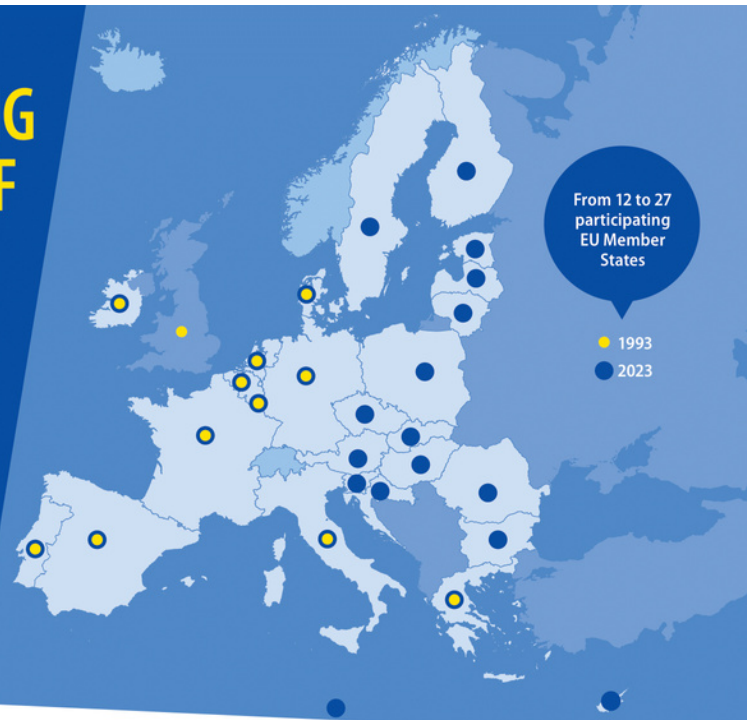
Assessment

- Presentation in class on the experiences of students, their parents, friends and other people who benefited from the Internal Market.



CELEBRATING 30 YEARS OF EU SINGLE MARKET 1993-2023

The EU
in key figures



From 12 to 27 participating EU Member States

● 1993
● 2023



447 million citizens



14 522.3 billion € GDP



23 million businesses ...



... employing nearly 128 million persons



965 billion € intra-EU exports in services



3 428 billion € intra-EU exports in goods



8 163 billion € intra-EU investments

Did you know that ...*

47.5% of EU exports of goods to non-EU countries in 2020 were in euro

Between 2010 and 2021, the number of employed persons in EU countries with a citizenship of another EU country increased by 47.0%

Over 60% of the foreign-controlled enterprises in the EU are controlled by another EU Member State

2.4% of tertiary level students in EU countries are from another EU country

From 2011 to 2021 the share of EU enterprises with e-commerce sales to other EU countries rose from 6% to 9%

*Data refer to the EU with 27 Member States and the latest year available.

The size of the single market



EC12 (1) in 1993
348.4 million citizen



EU27 in 2021
447.2 million citizen



EC12 in 1993
5 760.1 billion € GDP



EU27 in 2021
14 522.3 billion € GDP

Free movement of goods



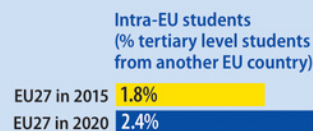
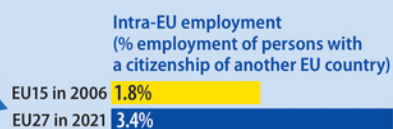
Free movement of services



Free movement of capital



Free movement of persons



I and the EU Internal Market

Group _____

Try to recall all of the instances
when you believe the EU Internal
Market has benefited you...

